

CUSTOM-CUT WATERFALL QUOTATION **CMP**

FAX FORM TO 770-632-7115 OR EMAIL TO CS@C-M-P.COM

COMPANY NAME _____

PHONE _____

ADDRESS _____

FAX _____

CONTACT _____ DATE _____

DISTRIBUTOR _____

1. CHOOSE COLOR

(If Available)

White PVC

Gray PVC

Tan PVC

2. CHOOSE LENGTH†

12" 18" 24"

36" 48" 60"

72" 84" 96"

†Length corresponds to water only. For actual fixture measurement refer to the CMP Pool Catalog.

3. CHOOSE INLET POSITION††


1.5" Spigot BACK

1.5" Spigot BOTTOM


††12"-48" = one port 60"-72" = two ports 84"-96" = three ports
For Bottom Port please call for lead times

4. CHOOSE FLOW STYLE

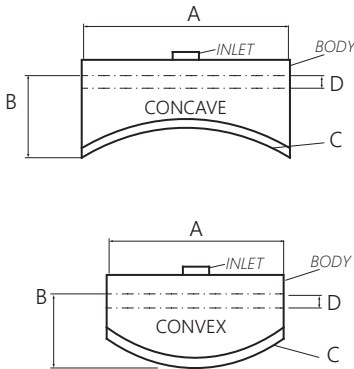
Waterfall (Sheeting)
25577-xxx-xxx
1 GPM/in



Streamfall (up to 48")
25588-xxx-xxx
6-15 GPM/ft



5. RADIUS MEASUREMENT



| MINIMUM RADIUS | | | |
|----------------|--------|--------|---------|
| LENGTH | 6" LIP | 9" LIP | 12" LIP |
| 12 | 8.50 | 6.00 | 6.00 |
| 18 | 17.50 | 10.00 | 9.00 |
| 24 | 30.00 | 15.75 | 12.75 |
| 36 | 66.00 | 32.25 | 23.25 |
| 48 | 116.50 | 55.00 | 38.00 |
| 60 | 181.25 | 84.50 | 57.00 |
| 72 | 260.50 | 120.50 | 80.50 |
| 84 | 354.00 | 163.00 | 108.00 |
| 96 | 462.00 | 212.25 | 139.75 |

CONVEX

CONCAVE

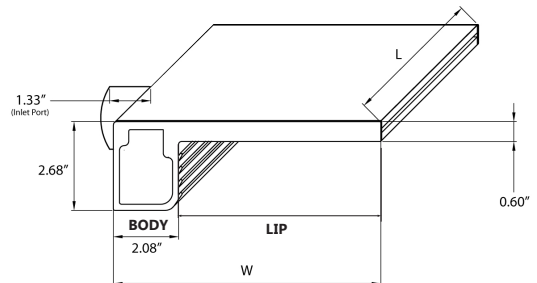
NOTE MEASUREMENTS BELOW AS NEEDED:

Any custom cuts besides convex/concave require a customer template to be faxed or mailed to CMP

LENGTH (A) _____ RADIUS (C) _____

LIP (B) _____ UNCUT LIP (D) _____

min 3.5"



6. QUANTITY ORDERED _____

FOR CMP USE ONLY

CUSTOM PART # _____

DATE _____

DESCRIPTION _____

QUOTATION AMOUNT: \$ _____ ORDER # _____

Price is for cost of waterfall plus \$35 up-charge for 12"-48" lengths or \$60 for 60"-96" lengths

CUSTOMER APPROVAL SIGNATURE: _____ DATE _____

CHECK THIS FORM CAREFULLY. Custom units are non-returnable. Quotes are good for 30 days and do not include freight. This form is for quotation purposes only. A purchase order is required to begin order processing. FILTERED WATER MUST BE USED ON ALL CMP WATERFALLS.